



General Education Program Assessment Gen Ed Designation: Global Learning (GL) Institutional Report Fall 2021-Winter 2022

Purpose and Process

To ensure that students are obtaining the intended outcomes of the General Education program, the General Education Oversight Committee (GEOC) has established an assessment plan for the program. Each year, instructors teaching courses in a subset of Gen Ed designations are responsible for choosing at least one assignment from their course, scoring it using the relevant Gen Ed rubric(s) for the course's designation(s), and submitting those scores to the GEOC. The designations scheduled for assessment in 2021-2022 were Cultural Inquiry (CI) and Global Learning (GL). Once scores are submitted, Institutional Research and Data Analytics (IRDA) analyzes and disseminates the results according to GEOC guidelines.

Note that accreditation of the university depends in part on our ability to demonstrate student learning for the Gen Ed learning outcomes.

This report presents aggregated data from all Global Learning (GL) courses offered from Fall 2021-Winter 2022. The report answers the following questions:

1. What percentage of students achieved each learning outcome this year?
(See Table 1. Global Learning Scores by Learning Outcome)
2. Is student performance similar between Fall and Winter semesters?
(See Figure 1. Global Learning Learning Outcome Scores by Semester)
3. Based on the rates of participation in Gen Ed assessment, are the results representative of:
 - a. The total student enrollment in all Global Learning courses?
(See Table 2. Global Learning Submitted/Not Submitted Rates by Learning Outcome and Figure 2. Global Learning Submitted/Not Submitted Rates by Learning Outcome and Semester)
 - b. All courses and sections in this designation?
(See Figure 3. Count of GL Sections that Submitted Gen Ed Assessment Data in Fall 2021-Winter 2022)
 - c. The total student enrollment in each course?
(See Figure 4. % of Students Assessed by GL Course (All Sections))
 - d. The total enrollment of each participating course?
(See Figure 5. % of Students Assessed in Participating GL Sections Only)

How GEOC can use this information

GEOC can use assessment data to understand how well the Gen Ed program is helping students gain the knowledge and skills the program intends to provide. Based on that understanding, GEOC might choose a variety of actions, such as celebrating successes, strategizing ways to better support instructors, improving the program's design, or arguing for resources to enhance the program. Colleges/schools, departments/programs, and instructors are also encouraged to use the assessment results to strengthen the Gen Ed program.

Resources for training and assessment for the Gen Ed program are available on the GEOC website at <https://wayne.edu/engaging-gened/instructors/assessment>.

Table 1. Global Learning Scores by Learning Outcome

Table 1 provides a summary of assessment results for each learning outcome by performance level for Fall and Winter combined. The table includes the number of scores (N) submitted, the average score (mean [Mn]), standard deviation of scores from the mean (SD) and the percentage of students achieving each performance level for each learning outcome individually and a grand total for all learning outcomes together. A score of Moderate (2) or higher is the target for the Gen Ed Program.

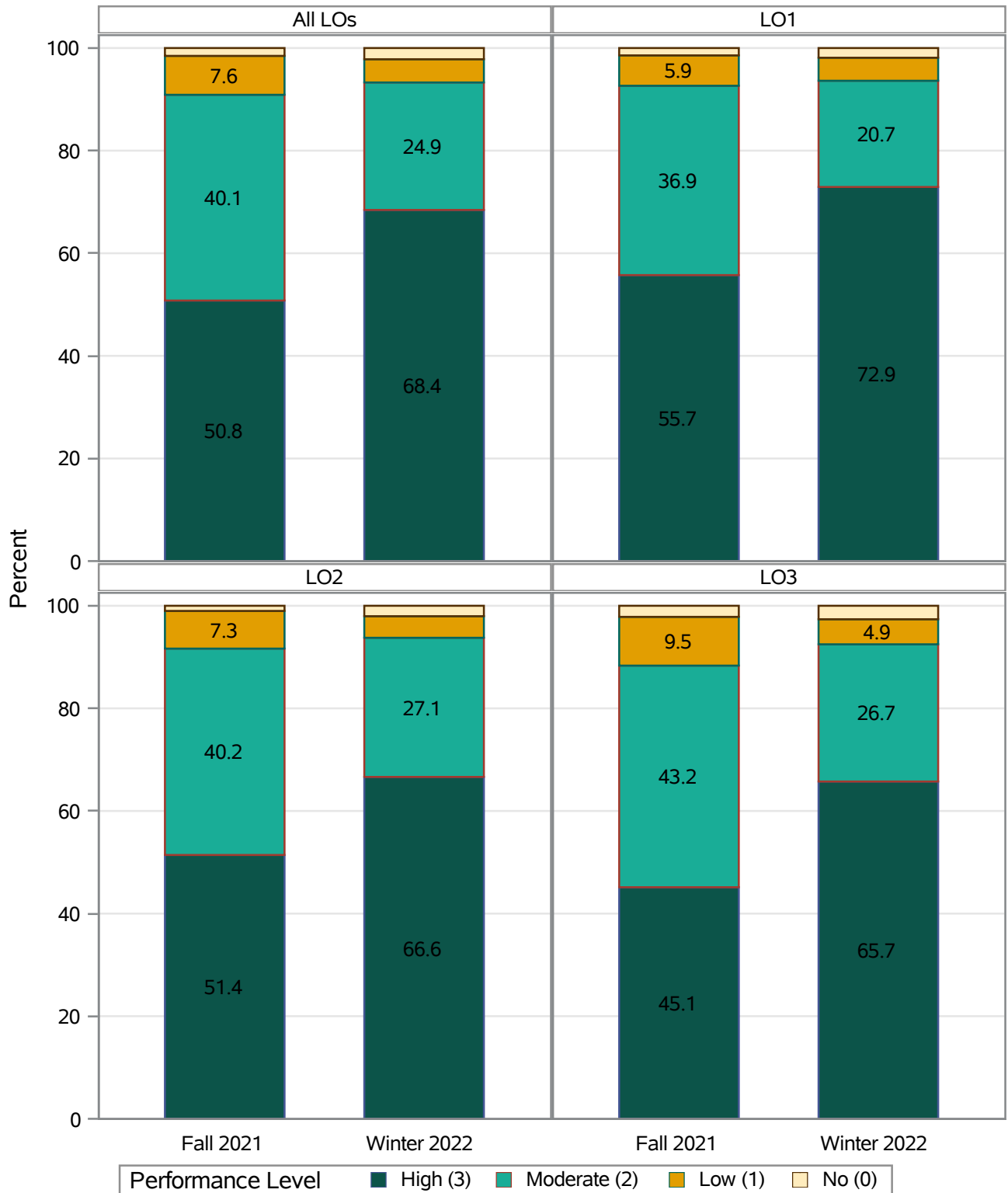
Learning Outcomes	N	Mn	SD	Percent of Responses by Performance Level			
				High (3)	Moderate (2)	Low (1)	No (0)
				%	%	%	%
LO1: Explain social, economic, cultural, and/or political phenomena in a global context	2,782	2.6	0.7	64.3	28.9	5.2	1.7
LO2: Explain how worldviews are shaped by differing historical, scientific, and/or cultural contexts	2,781	2.5	0.7	59.0	33.7	5.8	1.5
LO3: Relate their worldview to those in communities outside of the US	2,761	2.4	0.7	55.4	35.0	7.2	2.4
All	8,324	2.5	0.7	59.6	32.5	6.1	1.9

Table 2. Global Learning Submitted/Not Submitted Rates by Learning Outcome

Table 2 provides a summary of scores submitted and not submitted for each learning outcome for both Fall and Winter combined based on total student enrollment in GL courses.

Learning Outcomes	Submitted		Not Submitted		All
	N	%	N	%	
LO1: Explain social, economic, cultural, and/or political phenomena in a global context	2,782	91.5	260	8.5	3,042
LO2: Explain how worldviews are shaped by differing historical, scientific, and/or cultural contexts	2,781	91.5	260	8.5	3,041
LO3: Relate their worldview to those in communities outside of the US	2,761	90.8	279	9.2	3,040
All	8,324	91.2	799	8.8	9,123

Figure 1. Global Learning Outcome Scores by Semester



The data in Figure 1 are disaggregated and presented as bar graphs. The first bar for each learning outcome presents Fall data; the second bar presents Winter data.

Figure 2. Global Learning Submitted/Not Submitted Rates by Learning Outcome and Semester

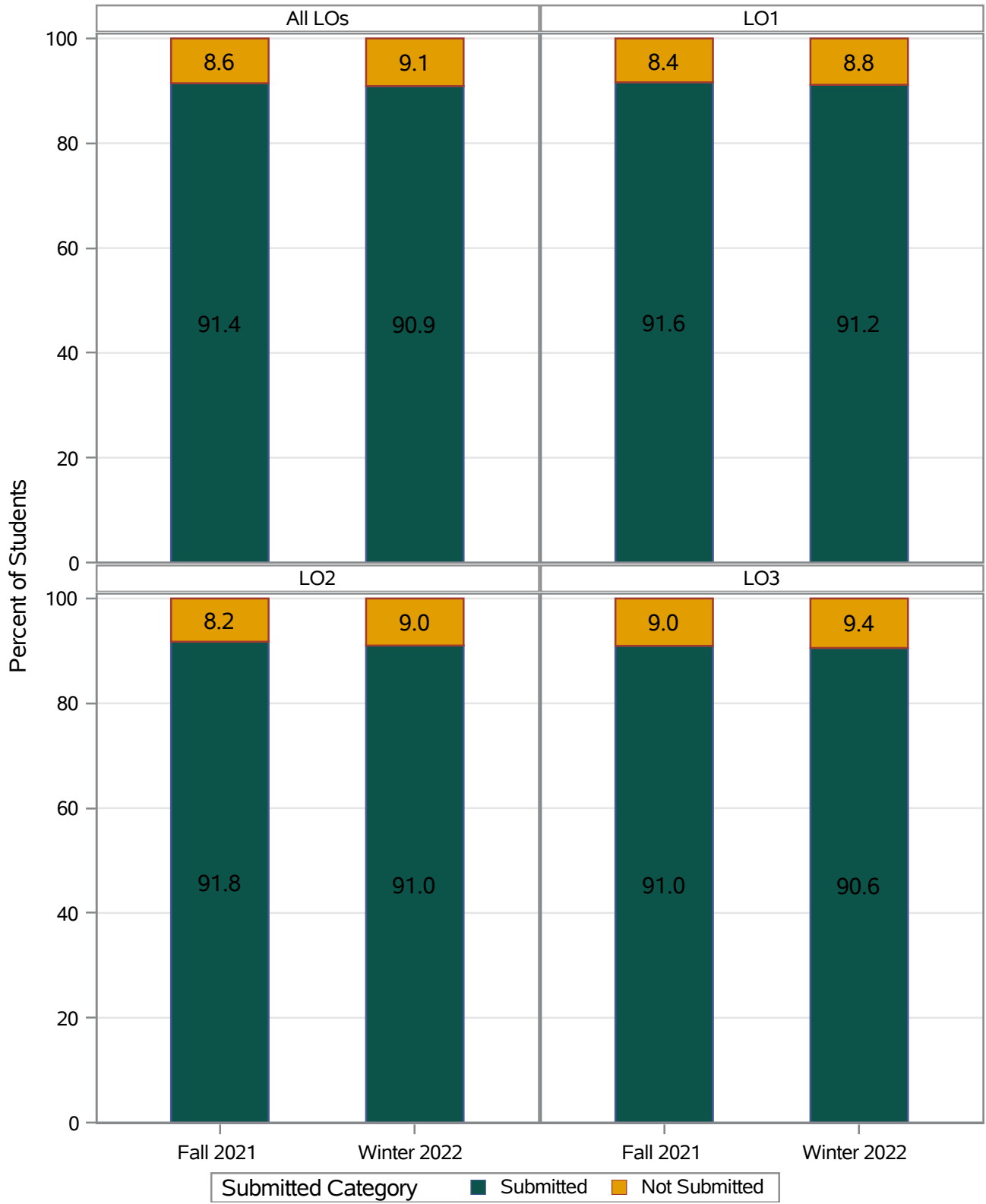
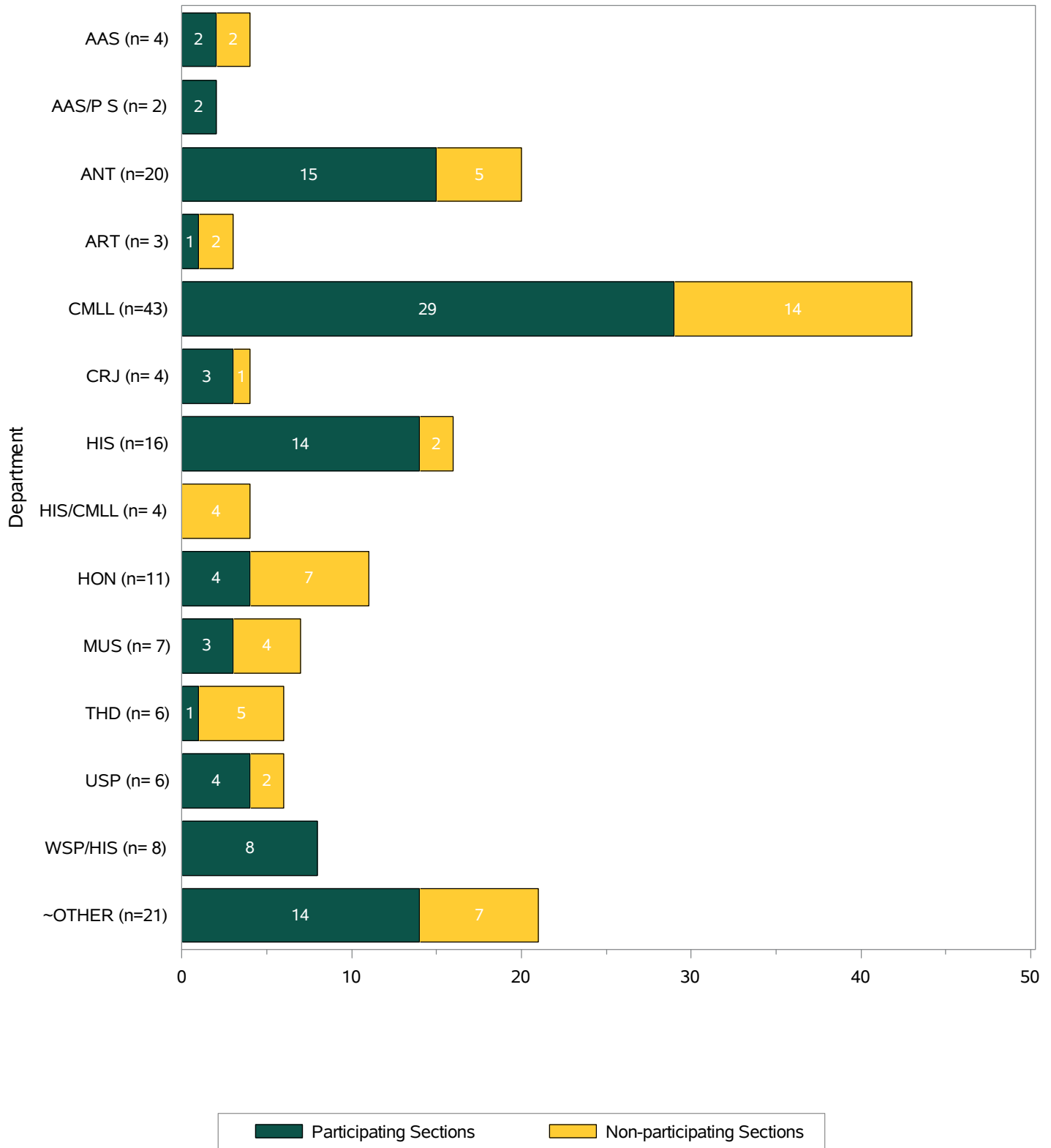
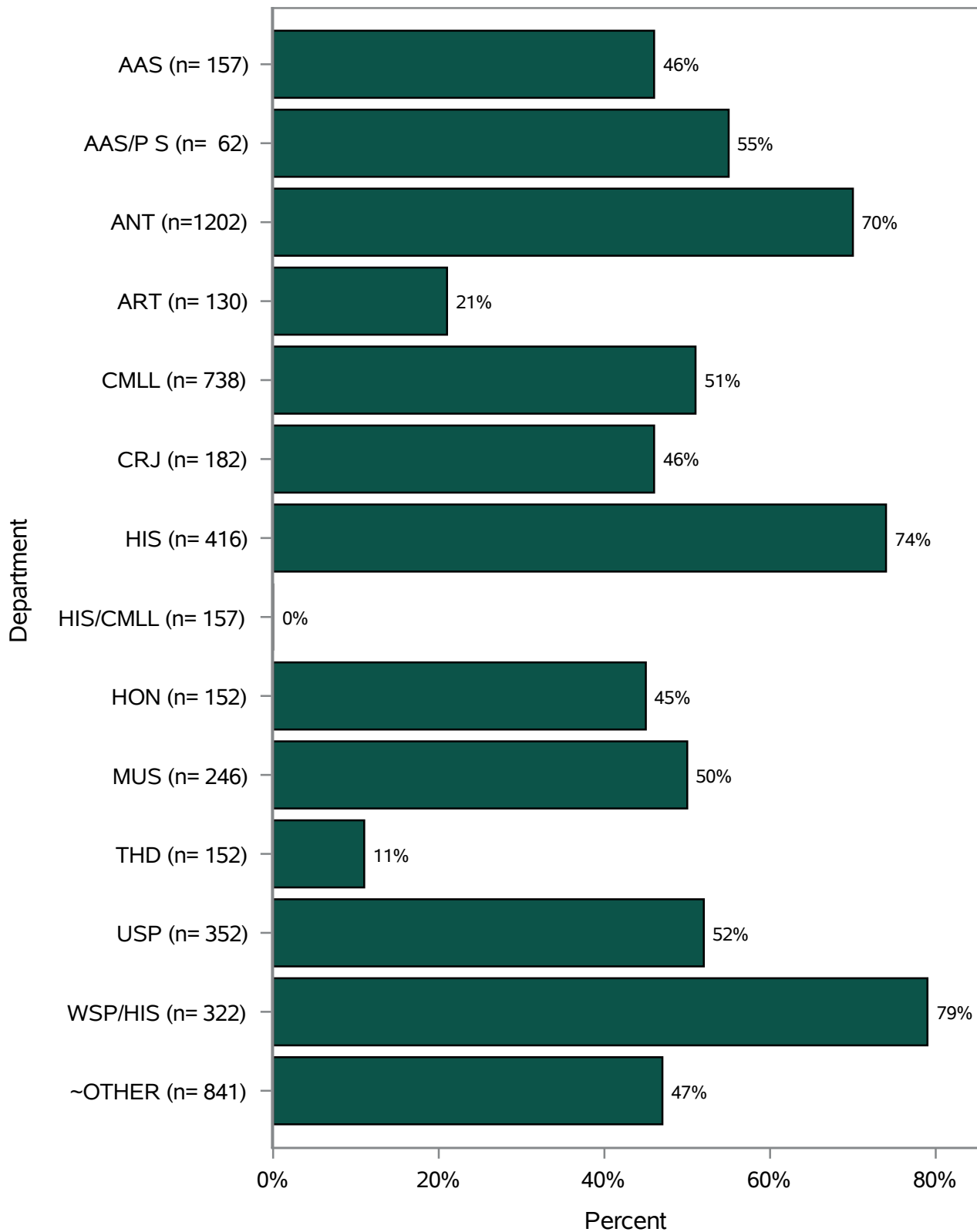


Figure 3. Count of GL Sections that Submitted Gen Ed Assessment Data in Fall 2021-Winter 2022 by Department



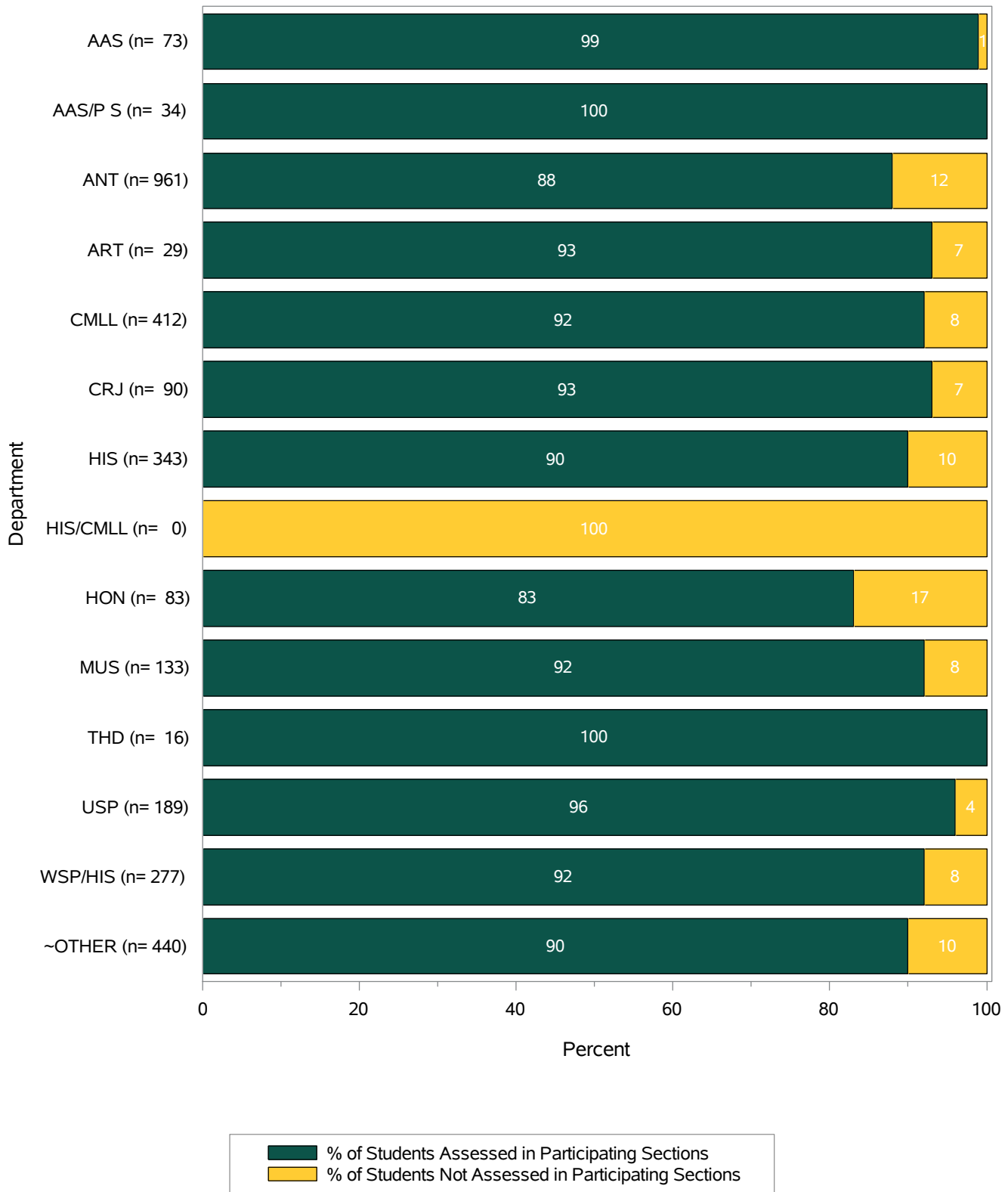
Note: To maintain instructor anonymity, courses that have one section or multiple sections taught by the same instructor after aggregating by department have been consolidated into the ~OTHER category. Those courses include: ANT3410/GLS3410/PH3410, ANT3540/LAS3540, ANT3550/NE3550, ARM3410/GER3410/POL3410/RUS3410/SLA3410, ASN1710/HIS1710, ENG2730/LIN2730, FRE2720/HON4260, GPH2700/HIS2700/PS2700, HIS2420/LAS2420, ITA3300/NFS3300, LAS2100, NUR4800, PHI2150, SOC2510

Figure 4. % of Students Assessed by Department (All CI Sections)



Note: To maintain instructor anonymity, courses that have one section or multiple sections taught by the same instructor after aggregating by department have been consolidated into the ~OTHER category. Those courses include: ANT3410/GLS3410/PH3410, ANT3540/LAS3540, ANT3550/NE3550, ARM3410/GER3410/POL3410/RUS3410/SLA3410, ASN1710/HIS1710, ENG2730/LIN2730, FRE2720/HON4260, GPH2700/HIS2700/PS2700, HIS2420/LAS2420, ITA3300/NFS3300, LAS2100, NUR4800, PHI2150, SOC2510

Figure 5. % of Students Assessed by Department (Participating GL Sections Only)



Note: To maintain instructor anonymity, courses that have one section or multiple sections taught by the same instructor after aggregating by department have been consolidated into the ~OTHER category. Those courses include: ANT3410/GLS3410/PH3410, ANT3540/LAS3540, ANT3550/NE3550, ARM3410/GER3410/POL3410/RUS3410/SLA3410, ASN1710/HIS1710, ENG2730/LIN2730, FRE2720/HON4260, GPH2700/HIS2700/PS2700, HIS2420/LAS2420, ITA3300/NFS3300, LAS2100, NUR4800, PHI2150, SOC2510